



GENERAL INFORMATION

Name	UAL BODEWES
Type	MPP Dry Cargo Ship
IMO	9542336
Built	2012
Flag	Dutch
Class	LR
Call Sign	PCLO

TONNAGE

DWT	8354,960 mt
GT	5569 mt
NT	2592 mt

MAIN DATA

LOA	119,05 m
Beam	15,80 m
Summer Draft	6,95 m

HOLDS / HATCHES

Number	2 Holds
Hold Dimensions	
Hold No.1	25,5 m x 13,25 m / 7,2 m (narrow forward)
Hold No.2	57,00 m x 13,25 m

FLOOR SPACE

Under Deck	2106 m ²
On Deck	1115 m ²
Total	3221 m ²

CARGO CAPACITY

Total Capacity (WITHOUT TWEENDECK)	10.775 CBM / 380.500 CBFT
------------------------------------	---------------------------

PERFORMANCE

Max Speed	13,5 Kts
-----------	----------

DECK STRENGTHS

Tanktop	15 mt/m ²
Tweendeck	3,5 mt/m ²
Hatchcover	2,6 mt/m ²

CONTAINER CAPACITY

In Hold	182 TEU
On Deck	117 TEU
Total (Nonimal)	299 TEU
Stackweight on deck	28 mt/TEU line load or Max. 35 mt/TEU (4 TEU next to each other, except mid position); 54 mt/FEU line load
Stackweight under deck	70 mt/TEU; 70 mt/FEU
Reefer Plugs	50

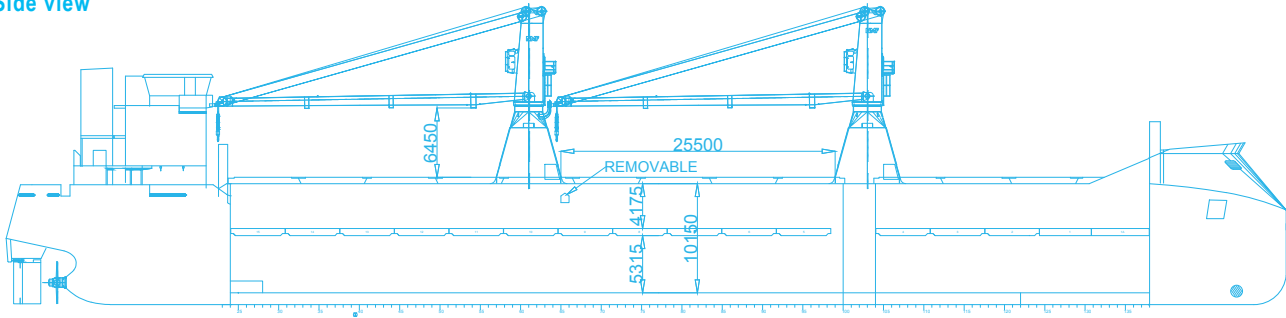
CARGO / HANDLING GEAR

Cranes	2 Cranes; Each up to 60mt
Comined Lift Capacity	120 mt
Position	Port Side
Automode	Yes
Hatch Gantry	Yes

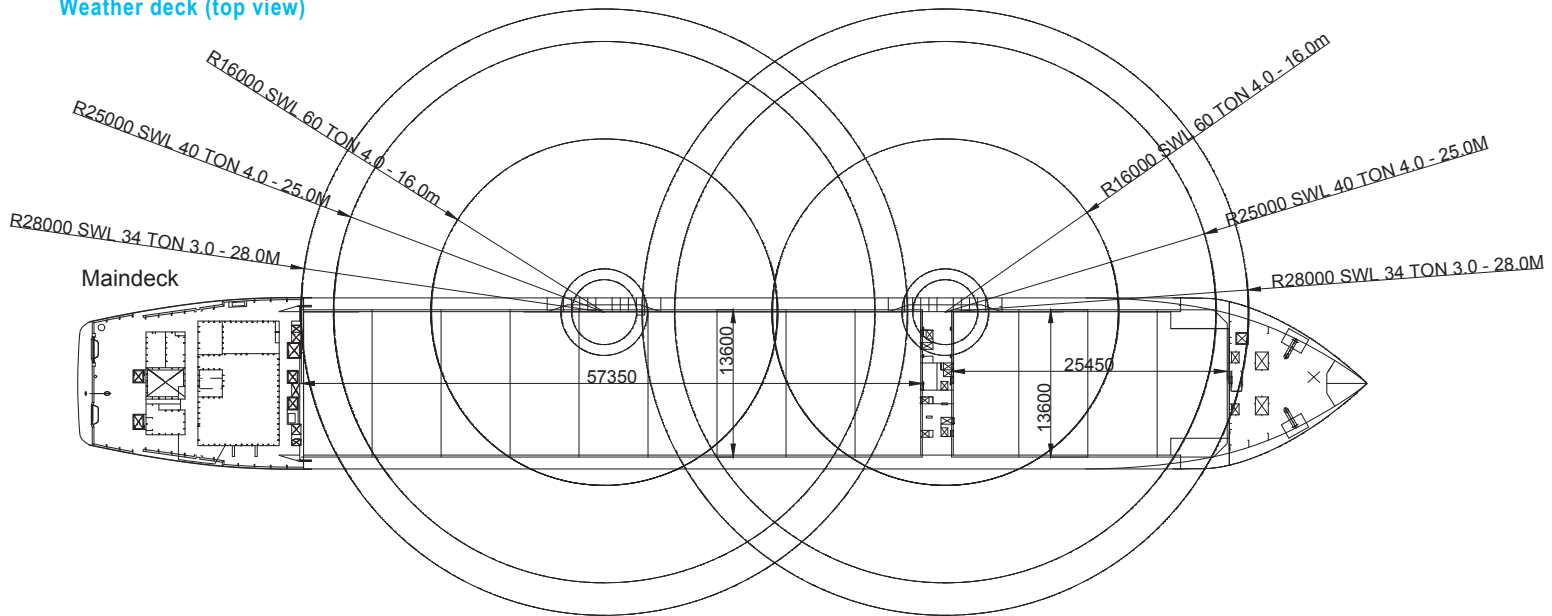
SPECIAL EQUIPMENT / FEATURE

Highest Iceclass	No
CO2 Fitted	Yes
Bowthruster	1 x 300 Kw (408 HP)
IMO 1-9 Fitted	Yes
A60 Bulkhead	No
Grain Fitted	Yes

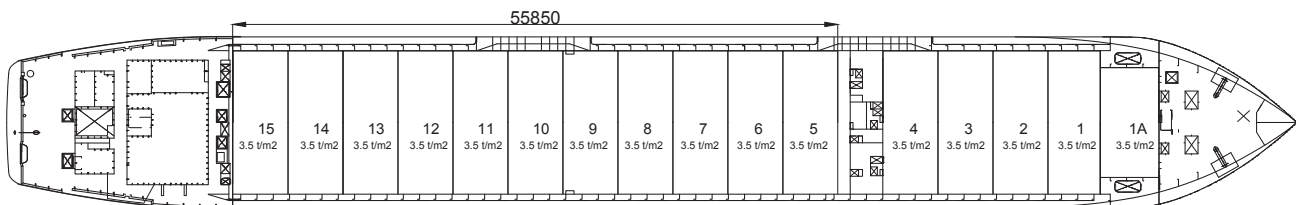
Side view



Weather deck (top view)



Tween deck (top view)



Tanktop (top view)

